

# DIRECT EXPORT FROM TAYLOR & FRANCIS

BE WHAT YOU WANT TO BE  
**cqu.edu.au**

## Exporting References from Taylor & Francis to EndNote using direct export

1. Mark the references you wish to export records for

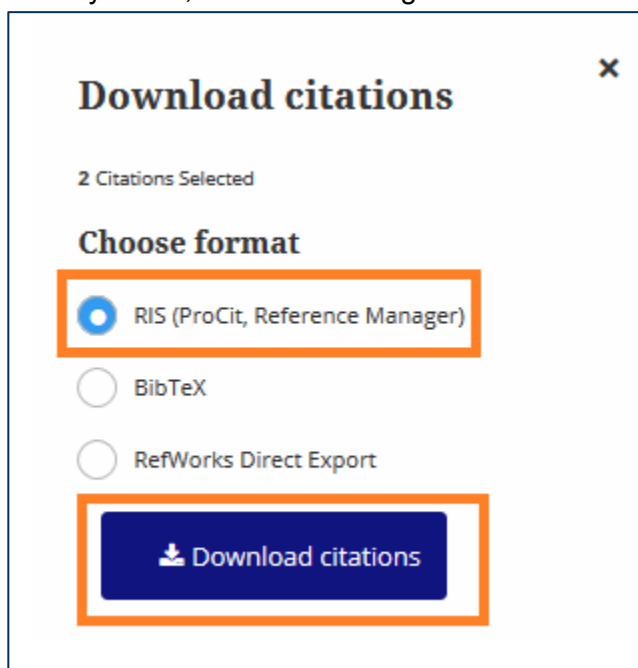


☐ **Download citations**

☒ Article  
**Developing water-extracted cacao-coffee beverage: effects of temperature and time on cacao roasting and the beverage acceptability** >  
Han Sub Kwak, Misook Kim & Yoonhwa Jeong  
CyTA - Journal of Food, Volume 14, 2016 - Issue 2  
Published Online: 15 Oct 2015  
[Open URL](#)

☒ Article  
**Cacao quality index for cacao agroecosystems in Bahia, Brazil** >  
Quintino Reis de Araujo, Guilherme Amorim Homem de Abreu Loureiro, Virupax Chanabasappa Baligar, Dario Ahnert, José Claudio Faria & Raul René Valle  
International Journal of Food Properties, Volume 22, 2019 - Issue 1  
Published Online: 25 Oct 2019  
[Open URL](#)

2. Click Download citations
3. Select RIS (ProCite, Reference Manager) as the format on the Download Citations page. It doesn't mention EndNote by name, but RIS is the right format.



**Download citations** x

2 Citations Selected

**Choose format**

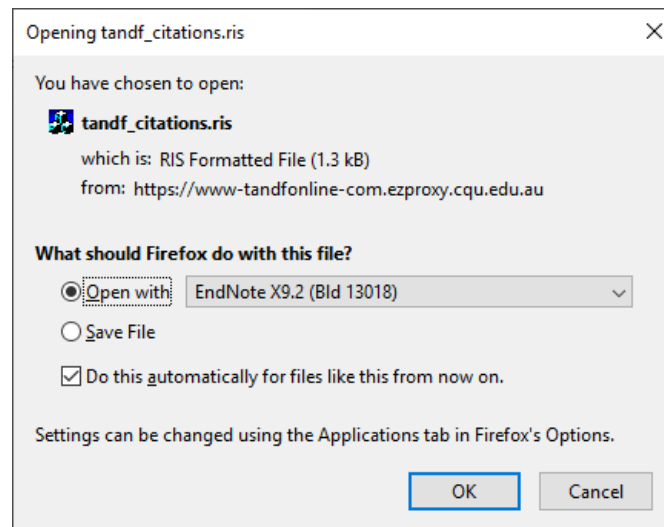
☒ **RIS (ProCit, Reference Manager)**

☐ BibTeX

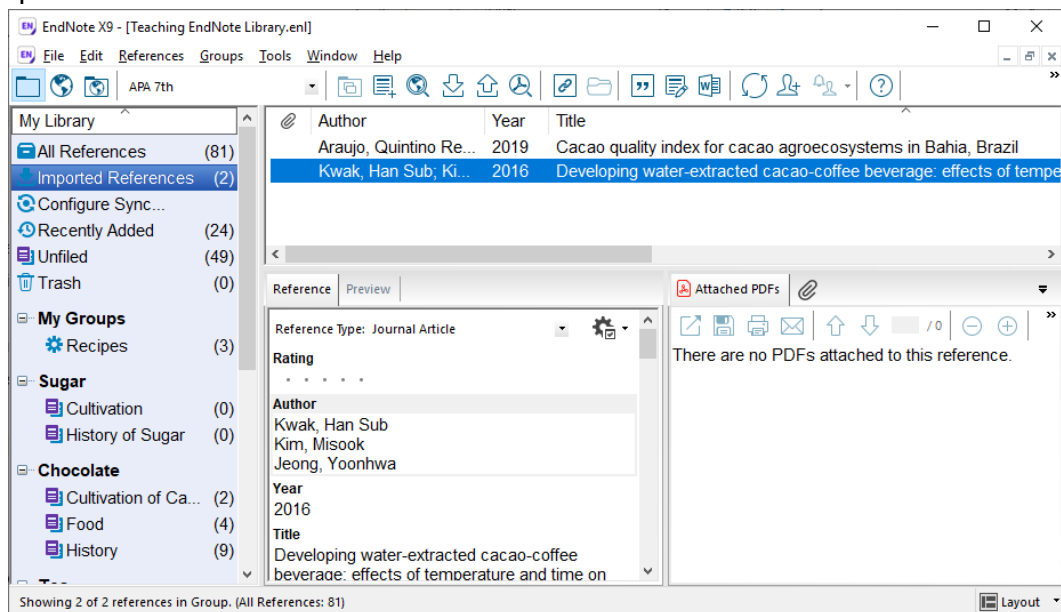
☐ RefWorks Direct Export

[Download citations](#)

4. Open the file with EndNote.



5. The references will be imported automatically. They will display in the Recently Added group.



**Please note:** Due to the structure of certain database records, information may occasionally be imported into incorrect fields within your EndNote library. These need to be edited manually.

If you have any difficulties downloading references, contact the Library via [tasac@cqu.edu.au](mailto:tasac@cqu.edu.au)