

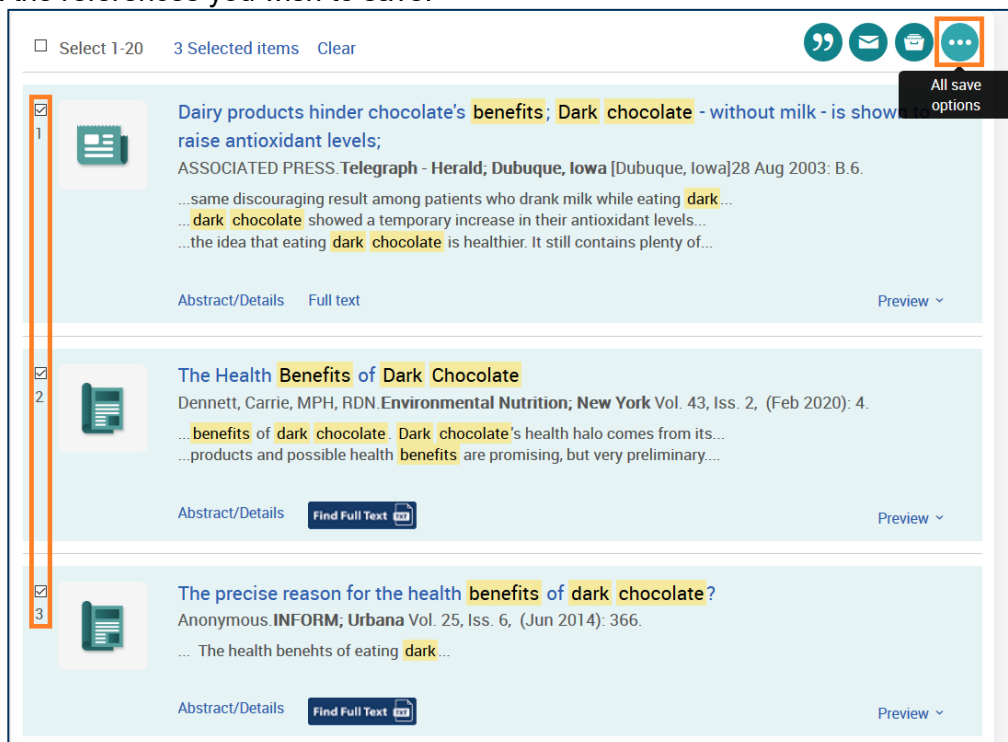
# DIRECT EXPORT FROM PROQUEST

BE WHAT **YOU** WANT TO BE

**cqu.edu.au**

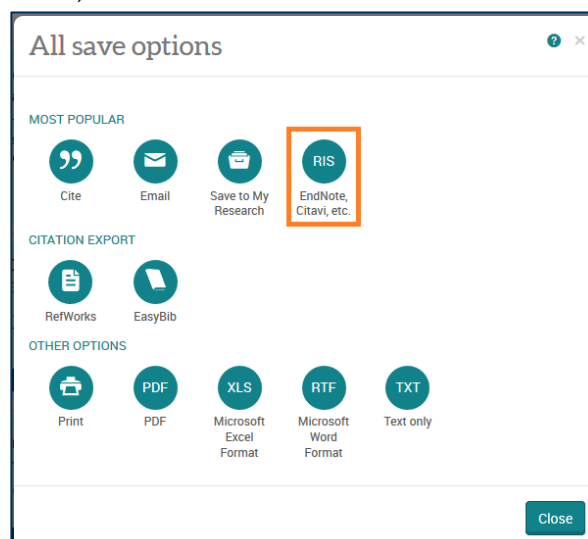
## Exporting References from ProQuest databases to EndNote using direct export

1. Mark the references you wish to save.



2. Click the ellipsis icon to open the All save options menu.

3. Select RIS Endnote, Citavi, etc.



4. Check that RIS (works with EndNote, Citavi etc.) is selected in the Output to box and click Continue.

**Export/Save**

Items selected: 3 ☐ Deselect items when done

Output to: RIS (works with EndNote, Citavi, etc.)

Content: (where available) Citation, abstract, indexing

Bibliography: ☐ Include bibliographic citations at the end

Citation style: APA 6th - American Psychological Association, 6th Edit

Include: ☐ Recent searches  
☐ Cover page/header  
☐ Table of contents  
☐ Document numbering

Opens a file in your citation management tool. You may be asked which program to use to open the file.

By entering all required information you consent to its use by ProQuest to enable features and functionality.

[Privacy Policy](#) [Cancel](#) [Continue](#)

5. Open the file with EndNote

Opening ProQuestDocuments-2020-02-05.ris

You have chosen to open:

**ProQuestDocuments-2020-02-05.ris**  
which is: RIS Formatted File  
from: <https://search-proquest-com.ezproxy.cqu.edu.au>

**What should Firefox do with this file?**

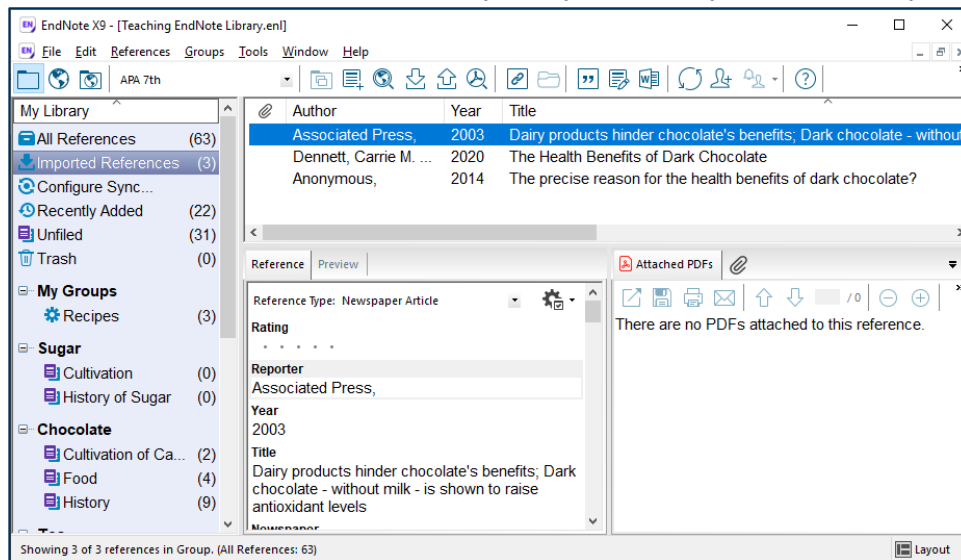
☒ Open with EndNote X9.2 (Bld 13018)

☐ Save File

☐ Do this automatically for files like this from now on.

[OK](#) [Cancel](#)

6. The references will be imported automatically. They will display in the Recently Added group.



**Please note:** Due to the structure of certain database records, information may occasionally be imported into incorrect fields within your EndNote library. These need to be edited manually.

#### Known Problems:

- Inconsistent layout of author names. Some names are imported "first name|space last|name"; whereas others are imported "last name|space|first name". Some author names are in capitals. Editing of these entries may be necessary.
- The "year" field is not filled. The information on the year of publication tends to transfer across into the "date" field
- The references exported from the database give the starting page number only for each article.
- Magazine articles import as the reference type "Journal Article"
- For Newspaper Articles, the Author field will often contain extraneous information, which should be removed after import.

If you have any difficulties downloading references, contact the Library via [tasac@cqu.edu.au](mailto:tasac@cqu.edu.au)